




*Accessories Shown Sold Separately



The VUE™ Professional Shelter is the perfect promotional tool to maximize branding when space is limited. The 5' x 5' (1.5m x 1.5m) footprint makes this shelter practical for use in smaller areas, such as end cap and aisle merchandising. The durable materials and high-quality construction allow extended use of the VUE™ for both indoor and outdoor applications.

COLOR OPTIONS



RECOMMENDED USES

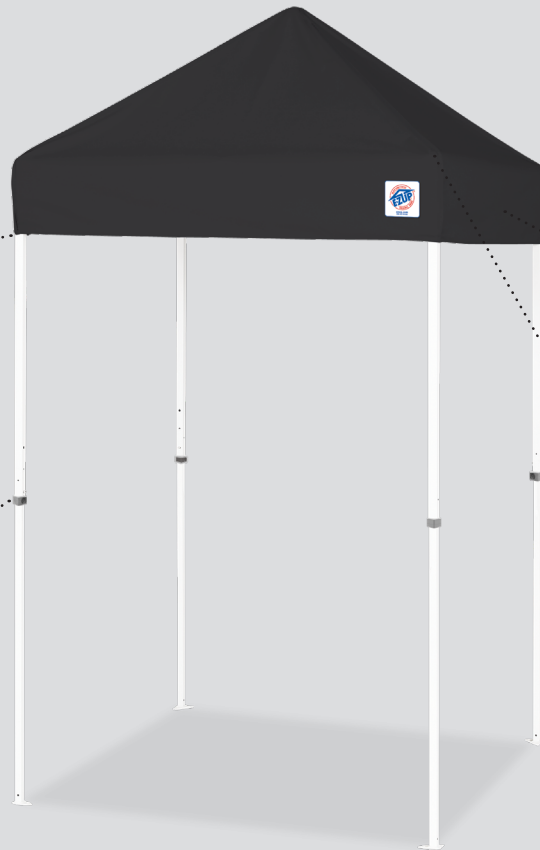
- Sample Giveaways
- Catering Events
- Point-of-Purchase
- Changing Rooms
- Instant Signage
- Product Demonstrations

OPTIONAL ACCESSORIES

- Heavy-Duty Stake Kit
- Railskirts
- Sidewalls
- ProFLAGS™




TECHNOLOGY



Pull Pin Slider
E-Z Quick Lock
and Release



**E-Z Glide
Truss Washers**
Allow for
Increased Stability



**Toggle Leg
Adjustment System**



**High Strength
End Cap**
For Greater
Durability



SPECIFICATIONS

SIZE (AT BASE)	5' x 5' (1.5 m x 1.5 m)	FRAME SHIPPING WEIGHT	25 lbs. (11.3 kg)
FRAME	White Powder - Coated Steel	MAXIMUM PEAK HEIGHT	9' (2.7 m)
TOP FABRIC	Professional Grade Fabric	MAXIMUM VALANCE CLEARANCE HEIGHT	6.25' (1.9 m)
TOP BOX DIMENSIONS	26" L x 12" W x 4" H (66 cm x 30 cm x 10 cm)	FIRE CERTIFICATION	Meets CPAI-84 and NFPA-701 Fire Resistant Requirements and California State Fire Marshal Flame Retardant Certified
TOP SHIPPING WEIGHT	5 lbs. (2.3 kg)	WARRANTY	7 Years
FOLDED FRAME DIMENSIONS	55" H (1.4 m)		
FRAME BOX DIMENSIONS	56.5" L x 7.25" W x 7.25" H (1.4 m x 18 cm x 18 cm)		



International E-Z UP, Inc.
1900 Second Street
Norco, California 92860
(951) 279-0999 • FAX (800) 810-8775

TO ORDER:
(800) 45-SHADE
(800) 457-4233