



VANTAGE™

STRENGTH. VERSATILITY. QUALITY.







AVAILABLE IN
• 10' x 10'
• 10' x 20'

Stay shaded with our versatile Vantage™ shelter. With a cross-truss reinforced inside for extra support and strength, along with upgraded components throughout, this shelter is suitable for work or play. The shelter comes with an upgraded Wide-Trax™ Roller Bag to effortlessly transport to any street fair, trade show, or outdoor event. Also ideal for the beach, this shelter is the go-to for family gatherings, picnics, and more. Now available in 10' x 10' and 10' x 20' to suit your event needs.

RECOMMENDED USES

- Craft Shows
- Parties
- Beach Days
- Picnics
- Sports Events
- Rentals
- Car Shows
- Fairs and Festivals

COLOR OPTIONS

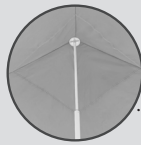
-  **Black***
w/ Steel Gray Frame
-  **Black**
w/ White Frame
-  **Red**
w/ White Frame
-  **Royal Blue**
w/ White Frame
-  **Steel Gray**
w/ White Frame
-  **White**
w/ White Frame

OPTIONAL ACCESSORIES

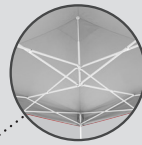
- Heavy-Duty Stake Kit
- Sidewalls and Half Walls
- E-Z UP Link Light System™
- Deluxe Weight Bags
- Railskirts
- Event Lights

*Only Available for 10' x 10'


TECHNOLOGY



UV-Coated Interior
Provides Extra Protection from the Sun



Cross-Truss Design
Superior Strength and Support



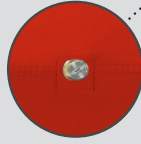
High-Strength End Caps
Heavy-Duty End Caps for Greater Durability




Reinforced Fabric Top Corners
Fortifies and Protects for Maximum Longevity




Auto-Slider® Pull Pin
Improved Auto-Slider® Pull Pin for Quick Lock and Release



Bolt-On Top
For Added Fit and Form



E-Z Glide Truss Washers
Increased Stability and E-Z Set Up



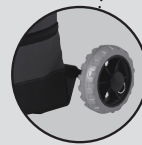
Rubberized Sure-Grip Handles
E-Z to Roll Your Bag in Comfort



Toggle Leg Adjustment
Adjustable Legs with 5 Height Options



E-Z Grab Zipper Pull
Heavy-Duty Zipper for E-Z Open



HD Wheels
High-Density 2-Piece Wheels with Wider Axle for Smooth Transportation

SPECIFICATIONS

	10' x 10' (3 m x 3 m)	10' x 20' (3 m x 6 m)
SIZE (AT BASE)	10' x 10' (3 m x 3 m)	10' x 20' (3 m x 6 m)
FRAME	Powder-Coated Steel	Powder-Coated Steel
ITEM WEIGHT	50 lbs. (22.7 kg)	89 lbs. (40.4 kg)
SHIPPING WEIGHT	60 lbs. (27.2 kg)	104 lbs (47.2 kg)
BOX DIMENSIONS	63.5" L x 10.75" W x 8.1" H (1.6 m x 27 cm x 21 cm)	9" H x 18" W x 65" L (23 cm x 45 cm x 1.7 m)
WARRANTY	5 Year	5 Year
TOP FABRIC	Recreational-Grade Fabric	Recreational-Grade Fabric
SHADED AREA	100 sq. ft. (9.3 sq. m)	200 sq. ft. (18 sq. m)
MAXIMUM PEAK HEIGHT	11' 5" (2.8 m)	11' 5" (3.5 m)
MAXIMUM HEADROOM	6' 10" (2 m)	7' 1" (2.2 m)
MAXIMUM VALANCE CLEARANCE HEIGHT	6' 10" (2 m)	6' 10" (2.1 m)
TOP SPECIFICATIONS	Meets CPAI-84, NFPA-70 and CAN/ULC-S109 Fire-Resistant Requirements	Meets CPAI-84, NFPA-70 and CAN/ULC-S109 Fire-Resistant Requirements



STRENGTH. VERSATILITY. QUALITY.

International E-Z UP, Inc.
1900 Second Street
Norco, California 92860
(951) 279-0999 • FAX (800) 810-8775

TO ORDER:
(800) 45-SHADE
(800) 457-4233