



Endeavor™

Own the strongest and most durable Instant Shelter® product in the world, the Endeavor™ shelter. This patented one-piece professional-grade shelter is a strong, octagonal-legged shelter built to perform and is ideal for command posts, recruiting, military, government, and more. The Endeavor™ shelter has a frame constructed of aircraft-grade aluminum and comes assembled with hardware components and technology designed to make it stronger and withstand the toughest environments.



AVAILABLE IN

- 10' x 10'
- 10' x 15'
- 10' x 20'
- 13' x 13'



TECHNOLOGY



Auto-Peak® Tensioner
Ensures Proper Top Fit and Form

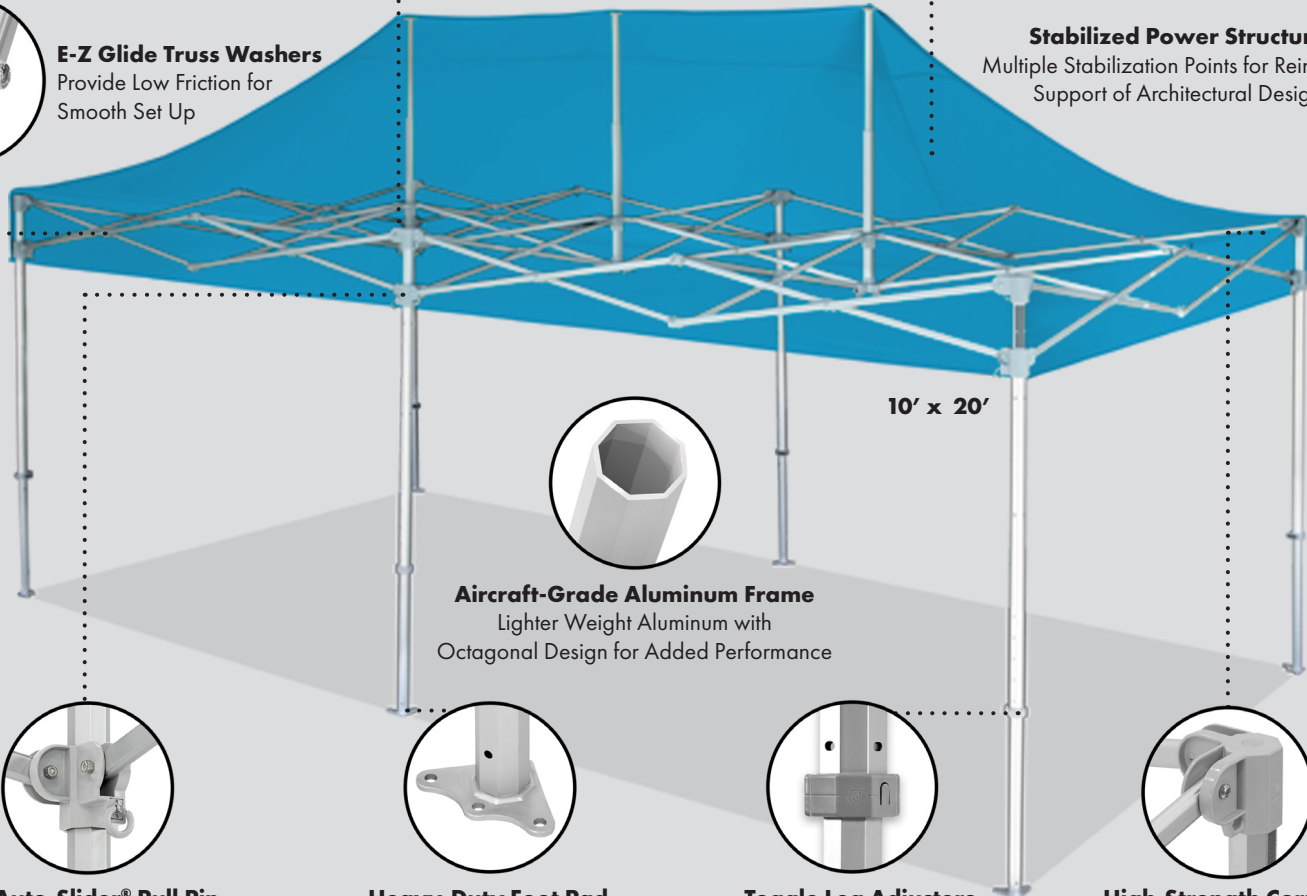


Professional-Grade Fabric Top
Greater Durability and Longer Lasting Performance



E-Z Glide Truss Washers
Provide Low Friction for Smooth Set Up

Stabilized Power Structure
Multiple Stabilization Points for Reinforced Support of Architectural Design



10' x 20'



Aircraft-Grade Aluminum Frame
Lighter Weight Aluminum with Octagonal Design for Added Performance



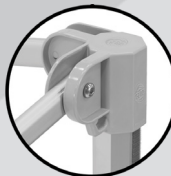
Auto-Slider® Pull Pin
Pull Pin Grooved for Quick Lock and Release



Heavy-Duty Foot Pad
Aircraft-Grade Aluminum and Extra Wide for Increased Stability



Toggle Leg Adjusters
Comfortable Toggle Grip with 5 Height Adjustment Options (13' x 13' has 3 Height Adjustment Options)



High-Strength Corners
Heavy-Duty for Greater Durability and Includes Built-In FXT Attachment Points

All Endeavor™ Products Include the Following Features:

FRAME

Aircraft-Grade Aluminum Frame is Rust Resistant and 25% Lighter than Steel

TOP FABRIC

Professional Grade Fabric

FIRE CERTIFICATION

Meets the CPAI-8 and NFPA-701, CAN/ULC-S109 Fire-Resistance Requirements and California Fire Certified Flame Retardant

PRODUCT INCLUDES

Fabric Top, Folding Frame, and Cover Bag

CUSTOM PRINTING OPTIONS

Custom Graphics Available*

WARRANTY

7 Years





MIX AND MATCH

Customize your Endeavor™ shelter to suit your style with a custom color top or custom-printed graphics! Whichever direction you go, your Endeavor™ shelter is UP for Everything™.

FRAME COLORS



Clear Aluminum



Matte Black***

STANDARD TOP COLORS



Black



Red



Royal Blue



Steel Gray



White

PREMIUM CUSTOM TOP COLORS



Beige



Bone



Brown



Burgundy



Forest Green



Gold



Grape



Limeade



Kelly Green



Navy Blue



Silver



Splash



Steel Orange



Yellow

RECOMMENDED USES

- Sponsorship Advertising
- Trade Shows
- Corporate Events
- Event Marketing
- Rental Industry
- Indoor & Outdoor Display
- Automotive & Racing Events
- Disaster Relief Services
- Emergency Response

OPTIONAL ACCESSORIES

- Event Lights
- Deluxe Weight Bags
- Heavy-Duty Stake Kit
- Sidewalls & Railskirts*
- Deluxe Wide-Trax™ Roller Bag**
- Tables & Table Covers
- Flags and Banners
- Chairs

*Railskirts Available for 10' Side Only
 **Not Available in 10' x 20' and 13'x13'
 ***Not Available 13'x13'

SIZES

ENDEAVOR™ 10' X 10' (3 m x 3 m)



MAXIMUM VALANCE CLEARANCE HEIGHT

SHADED AREA

100 sq ft (9 sq. m)

FRAME SHIPPING WEIGHT

68 lbs. (27.4 kg)

TOP SHIPPING WEIGHT

12 lbs. (5.4 kg)

TOP BOX DIMENSIONS

26.5" L x 10.5" W x 3.5" H (67.3 cm x 26.7 cm x 8.9 cm)

FRAME BOX DIMENSIONS

67" L x 12.5" W x 11.5" H (1.7 m x 32 cm x 29 cm)

MAXIMUM PEAK HEIGHT

11' 2" (3.4 m)

MAXIMUM HEADROOM

6' 11" (2.2 m)

6' 9" (2.1 m)





SIZES



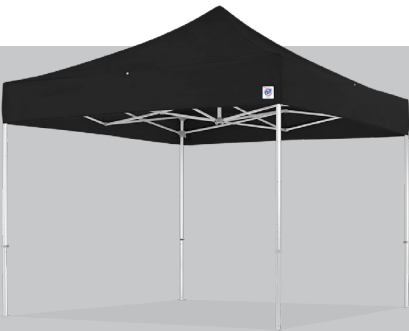
ENDEAVOR™ 10' X 15' (3 m x 4.5 m)

SHADED AREA	150 sq ft (14 sq. m)
FRAME SHIPPING WEIGHT	100 lbs. (45.3 kg)
TOP SHIPPING WEIGHT	15 lbs. (6.8 kg)
TOP BOX DIMENSIONS	26.5" L x 14.5" W x 4.5" H (67.3 cm x 36.8 cm x 11.4 cm)
FRAME BOX DIMENSIONS	67" L x 17" W x 14" H (1.7 m x 43 cm x 35.6 cm)
MAXIMUM PEAK HEIGHT	11' 2" (3.4 m)
MAXIMUM HEADROOM	6' 11" (2.2 m)
MAXIMUM VALANCE CLEARANCE HEIGHT	6' 9" (2.1 m)



ENDEAVOR™ 10' X 20' (3 m x 6 m)

SHADED AREA	200 sq ft (18.6 sq. m)
FRAME SHIPPING WEIGHT	129 lbs. (60 kg)
TOP SHIPPING WEIGHT	22 lbs. (10 kg)
TOP BOX DIMENSIONS	27" L x 15" W x 5" H (69 cm x 38 cm x 13 cm)
FRAME BOX DIMENSIONS	65" L x 26" W x 13.5" H (1.65 m x 66 cm x 34 cm)
MAXIMUM PEAK HEIGHT	11' 2" (3.4 m)
MAXIMUM HEADROOM	6' 11" (2.2 m)
MAXIMUM VALANCE CLEARANCE HEIGHT	6' 9" (2.1 m)



ENDEAVOR™ 13' X 13' (4 m x 4 m) Only Available in Clear Aluminum Frame

SHADED AREA	169 sq ft (15.7 sq. m)
FRAME SHIPPING WEIGHT	90 lbs. (41 kg)
TOP SHIPPING WEIGHT	20 lbs. (9 kg)
TOP BOX DIMENSIONS	26" L x 14.5" W x 4.25" H (66 cm x 36.8 cm x 10.8 cm)
FRAME BOX DIMENSIONS	84.5" L x 13" W x 13.25" H (2.15 m x 33 cm x 33.7 cm)
MAXIMUM PEAK HEIGHT	13' 3" (4.1 m)
MAXIMUM HEADROOM	7' 11" (2.4 m)
MAXIMUM VALANCE CLEARANCE HEIGHT	7' 6" (2.3 m)

EnDeavor™

International E-Z UP, Inc.
 1900 Second Street
 Norco, California 92860
 (951) 279-0999 • FAX (800) 810-8775

TO ORDER:
(800) 45-SHADE
 (800) 457-4233